



ARIZONA APPALOOSA ASSOCIATION
“SPOOKTACULAR” ApHC & ALL BREED
SHOW

OCTOBER 20, 2018

PATTERN BOOK

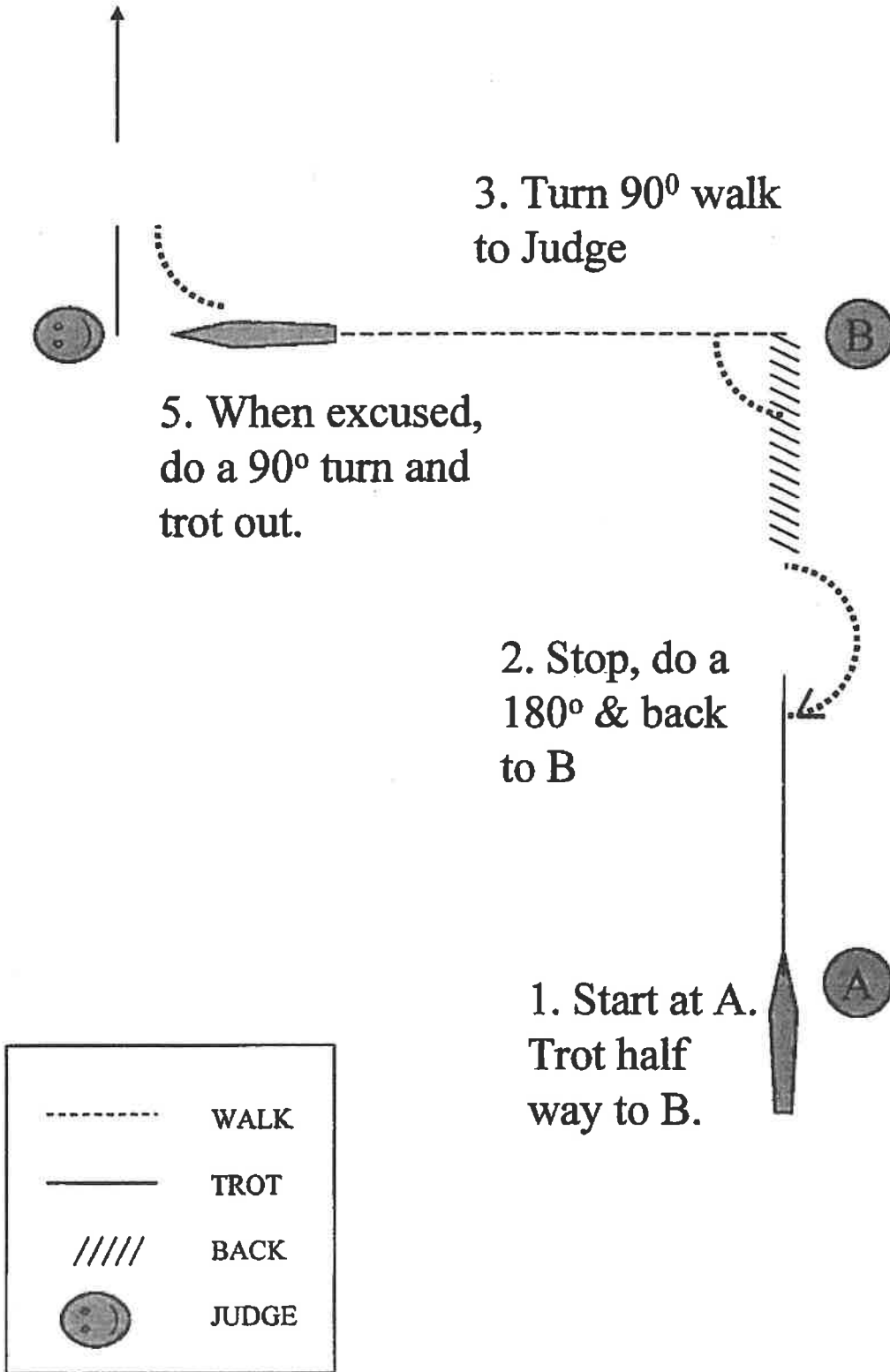


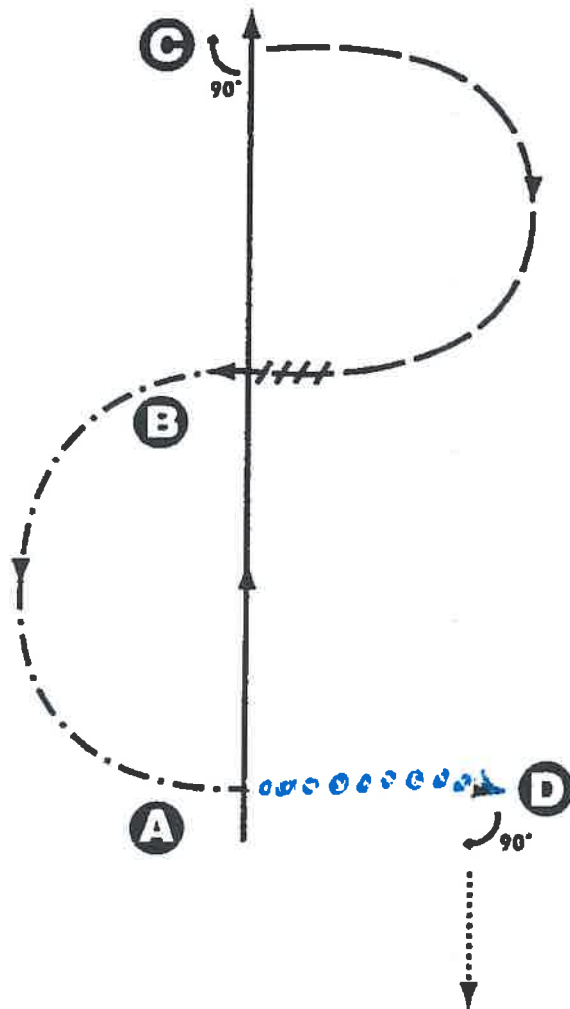
ALL BREED AND ApHC CLASSES RUN TOGETHER

Show starts at 8:00 am – Lunch and Set-up breaks will be announced throughout the day

1. Mares - Junior
2. Mares - Senior
Mares – Grand & Reserve Aphc only
3. Mares- Youth
4. Mares – Non-Pro
5. Geldings – Junior
6. Geldings – Senior
Geldings – Grand & Reserve ApHC only
7. Geldings – Youth
8. Geldings – Non-Pro
9. Stallions – Junior
10. Stallions – Senior
Stallions – Grand & Reserve ApHC only
11. Stallion – Non Pro
12. Most Colorful - Open
13. Most Colorful – Youth
14. Most Colorful – Non-Pro
15. Showmanship - Non-Pro
16. Showmanship - Youth
17. Showmanship - Novice Youth
18. Showmanship – Novice Non-Pro
19. Showmanship- Masters (50+)
20. Hunter in Hand Stallions
21. NP Hunter in Hand Stallion
22. Hunter in Hand Geldings
23. NP Hunter in Hand Geldings
24. Youth Hunter in Hand Geldings
25. Hunter in Hand Mares
26. NP Hunter in Hand Mares
27. Youth Hunter in Hand Mares
28. Hunter under Saddle 18 & under youth
29. NP Hunter under Saddle
30. Novice Hunter under Saddle 18 & Under youth
31. NP Novice Hunter under Saddle
32. NP Walk Trot Hunter under Saddle
33. Youth Walk Trot Hunter Under Saddle
34. Hunter under saddle Masters (50+)
35. Hunter Under Saddle Junior/Senior
36. Hunt Seat Equitation 18 & Under youth
37. NP Hunt Seat Equitation
38. Novice Hunt Seat Equitation 18 & Under youth
39. 18 & under Youth Hunt Seat Equitation WALK TROT
40. NP Novice Hunt Seat Equitation
41. NP Walk trot Hunt Seat Equitation
42. Masters Hunt Seat Equitation (50+)
43. Lead line All Breed
44. Longe Line All Breed
45. Western Pleasure 18 & Under
46. NP Western Pleasure
47. Novice Western Pleasure 18 & Under Youth
48. NP Novice Western Pleasure
49. Western Pleasure Masters (50+)
50. Youth Walk Trot Western Pleasure
51. NP Walk Trot Western Pleasure
52. Western Pleasure Junior/Senior
53. Western Horsemanship – Youth 18 & Under
54. Western Horsemanship – Non-Pro
55. Western Horsemanship – Novice Youth 18 & Under
56. Western Horsemanship – Novice Non Pro
57. Western Horsemanship – Non Pro Walk Trot
58. Western Horsemanship- Masters (50+)
59. Western Horsemanship- Youth Walk Trot
60. Trail – Non-Pro
61. Trail – Novice Non-Pro
62. Trail – Youth 18 & under
63. Trail – Novice Youth
64. Trail -Non Pro Walk Trot
65. Trail - Youth Walk Trot
66. Trail – Masters (50+)
67. Trail – Open Junior/Senior
68. Trail – Ranch - Open Junior/Senior
69. Trail – Ranch – Non-Pro
70. Trail – Ranch – Youth
71. Ranch Rail Pleasure – Youth
72. Ranch Rail Pleasure – Non Pro
73. Ranch Rail Pleasure - Open Junior/Senior
74. Ranch Riding – Open Junior/Senior
75. Ranch Riding – Non-Pro
76. Ranch Riding – Youth
77. Reining – Youth 18 & under
78. Reining – Non Pro
79. Reining – Open –Junior/Senior
80. Western Riding All Breed
- 80A Western Riding Green
81. Keyhole – Open Junior/Senior
82. Keyhole – Youth 18 & Under
83. Keyhole – Non-Pro
84. Camas Prairie Stump Race – Open Junior/Senior
85. Camas Prairie Stump Race – Youth 18 & under
86. Camas Prairie Stump Race – Non-Pro
87. COSTUME CLASS

Showmanship at Halter-ALL Classes





KEY

- WALK
- POSTING TROT
- EXTENDED TROT
- . - . - . SITTING TROT
- ===== CANTER
- ===== HANDGALLOP
- ////// BACK
- ≈ CHANGE LEADS

INSTRUCTIONS

1. Begin at A. Canter on left lead to C.
2. At C, stop. ~~Back up to B.~~
3. Execute a 90-degree turn on the haunches to the right.
4. Pick up posting trot in half circle from C to B.
5. At B, stop and back.
6. Sit the trot in a half circle from B to A.
7. *walk to D and stop*
8. Execute a 90-degree turn on the haunches to the right.
9. Exit arena at a walk.

Western Horsemanship

All classes
except WIT

2. Stop, execute 90°
To right. Jog to C



3. Back, execute 90°
Turn to left.
4. Lope Right
Lead around D to C



5. Break to
Extended
Jog to A
Position.
Then walk
Out.

1. Lope left lead
To B



-----	WALK
- . -	JOG
————	LOPE
////	BACK
⊙	JUDGE

Western Horsemanship

Walk Trot

Youth &
Non Pro

2. Stop, execute 90°
To right. Jog to C

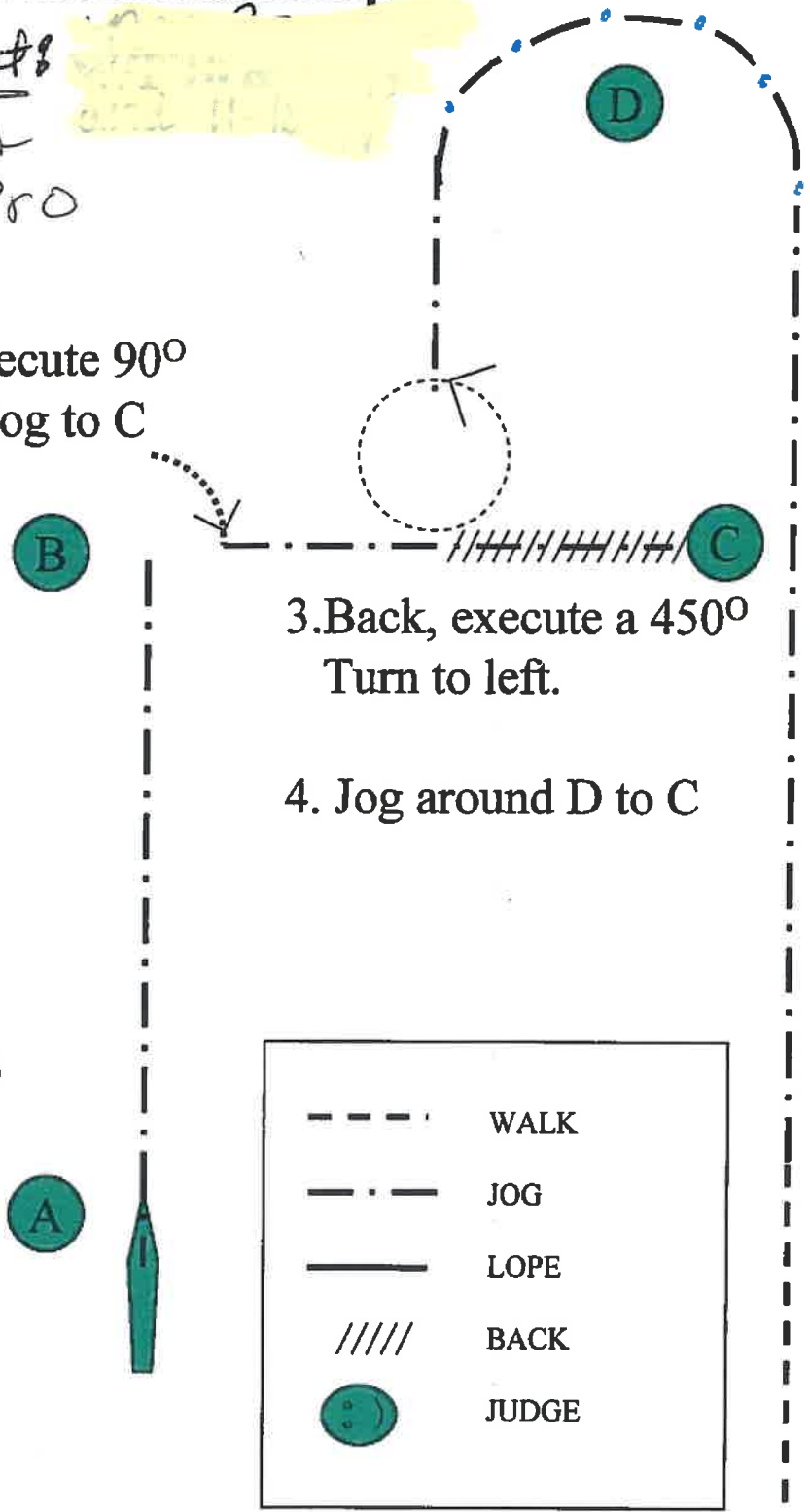
3. Back, execute a 450°
Turn to left.

4. Jog around D to C

5. Break to
Extended
Jog to A.

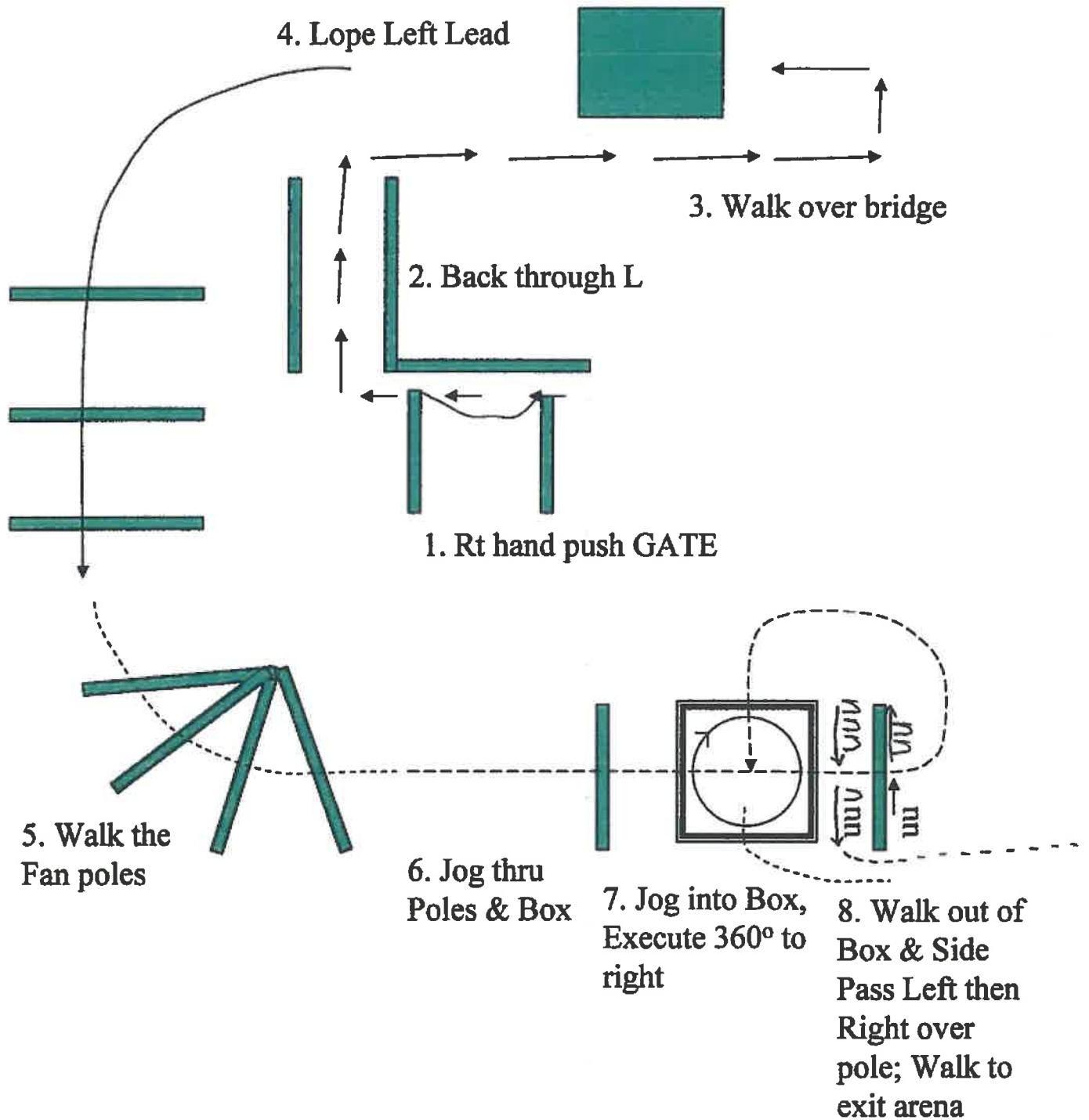
Then walk
Out.

1. Jog to B

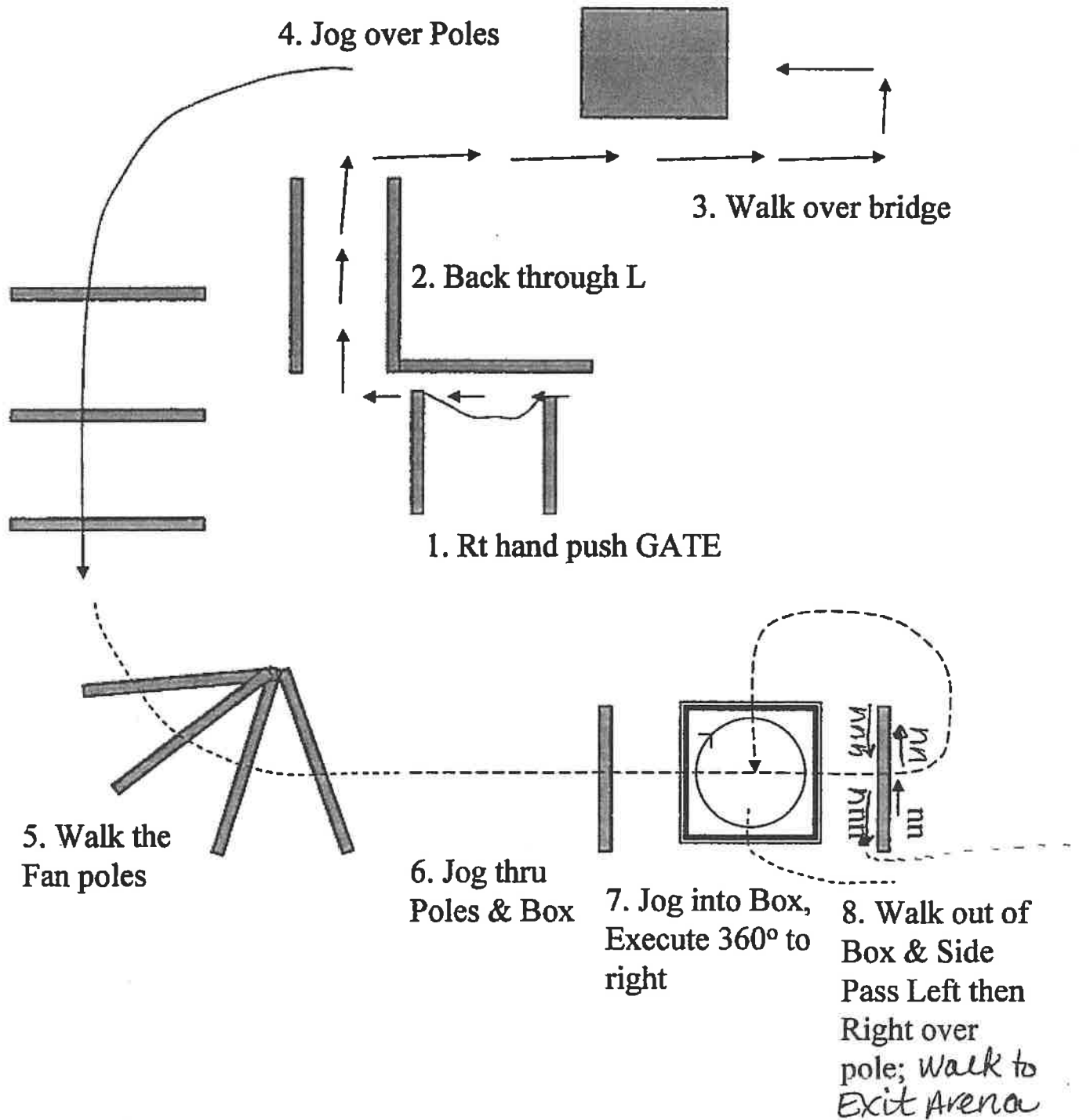


---	WALK
- . -	JOG
—	LOPE
////	BACK
●	JUDGE

Trail Open & All Youth & Non Pro Except Walk/Trot

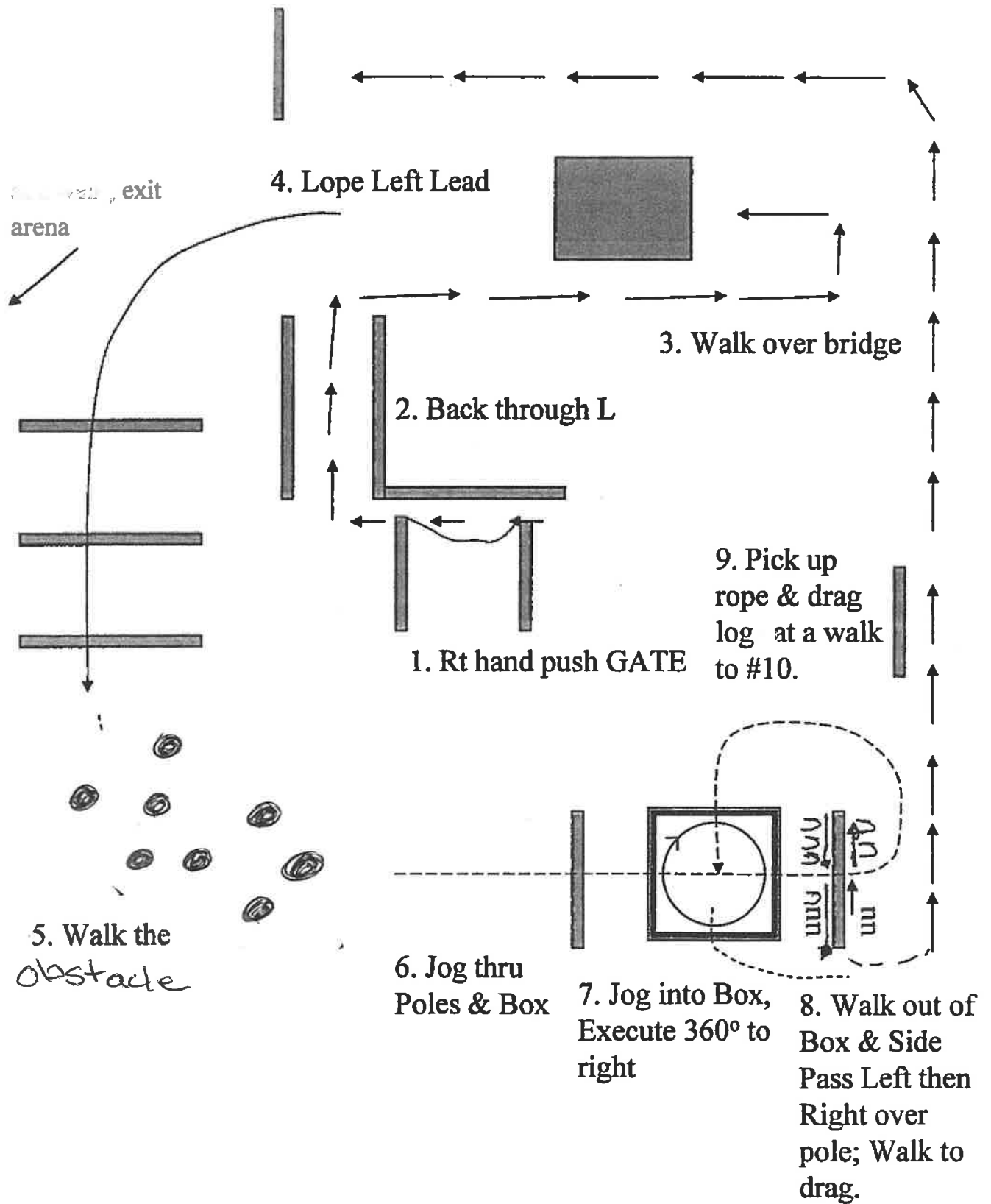


Trail Walk/Trot

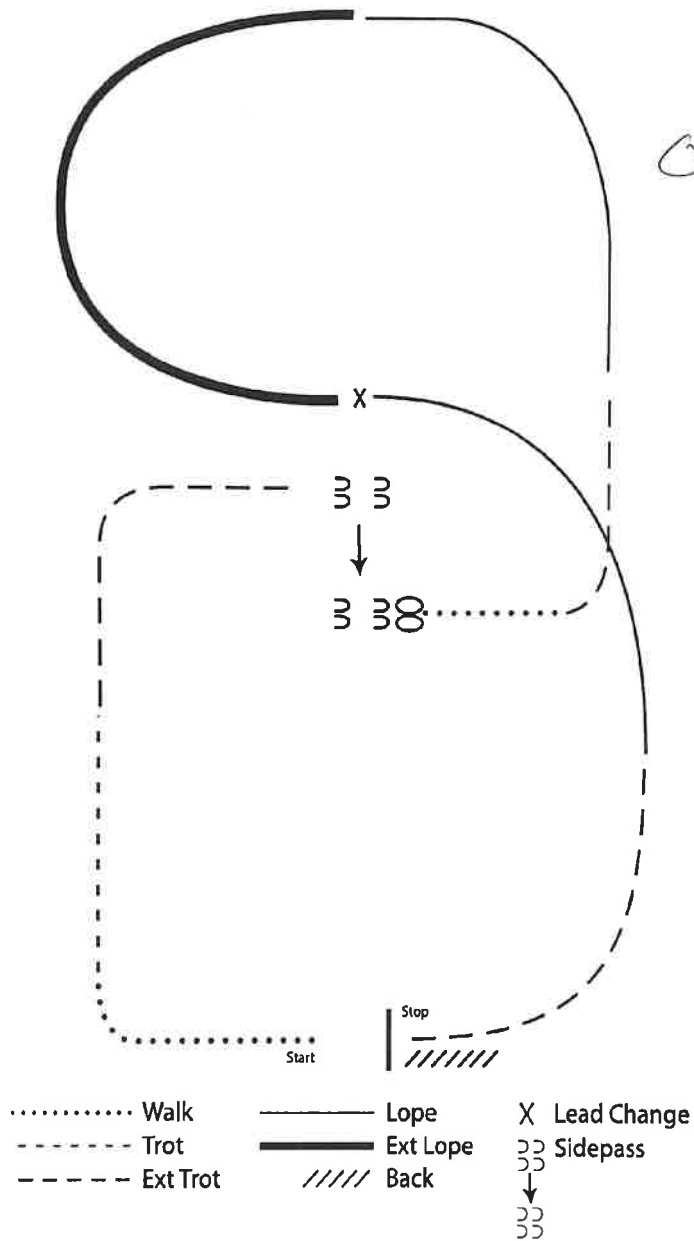


10. Drop Drag;

Ranch Trail



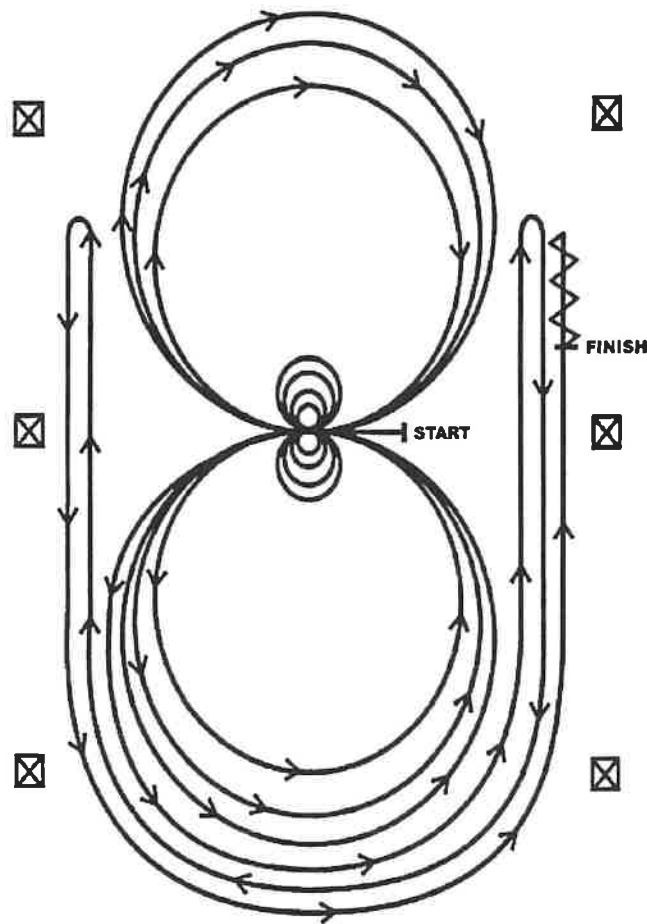
Ranch Riding
Youth
Nov Pro
Open Jr./Sr.



RANCH HORSE RIDING PATTERN 3

1. Walk to the left around corner of the arena
2. Trot
3. Extend alongside of the arena and around the corner to center
4. Stop, side pass right
5. 360 degree turn each direction (either way 1st)
6. Walk
7. Trot
8. Lope left lead
9. Extend the lope
10. Change leads (simple or flying)
11. Collect to the lope
12. Stop and back

Reining
Youth
Nov Pro
Open Jr/SR

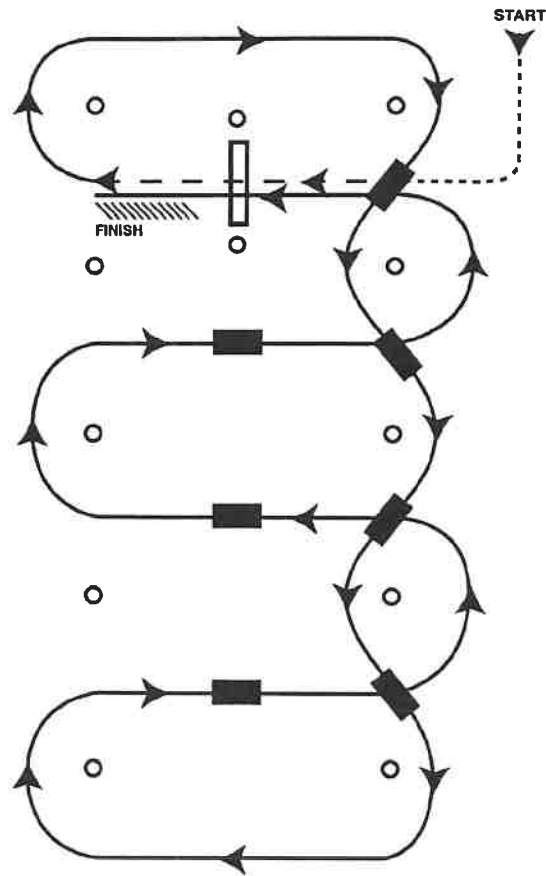


PATTERN 6

Horse may walk or jog to the center of the arena. Horse must walk or stop prior to starting pattern. Begin at the center of the arena facing the left wall or fence.

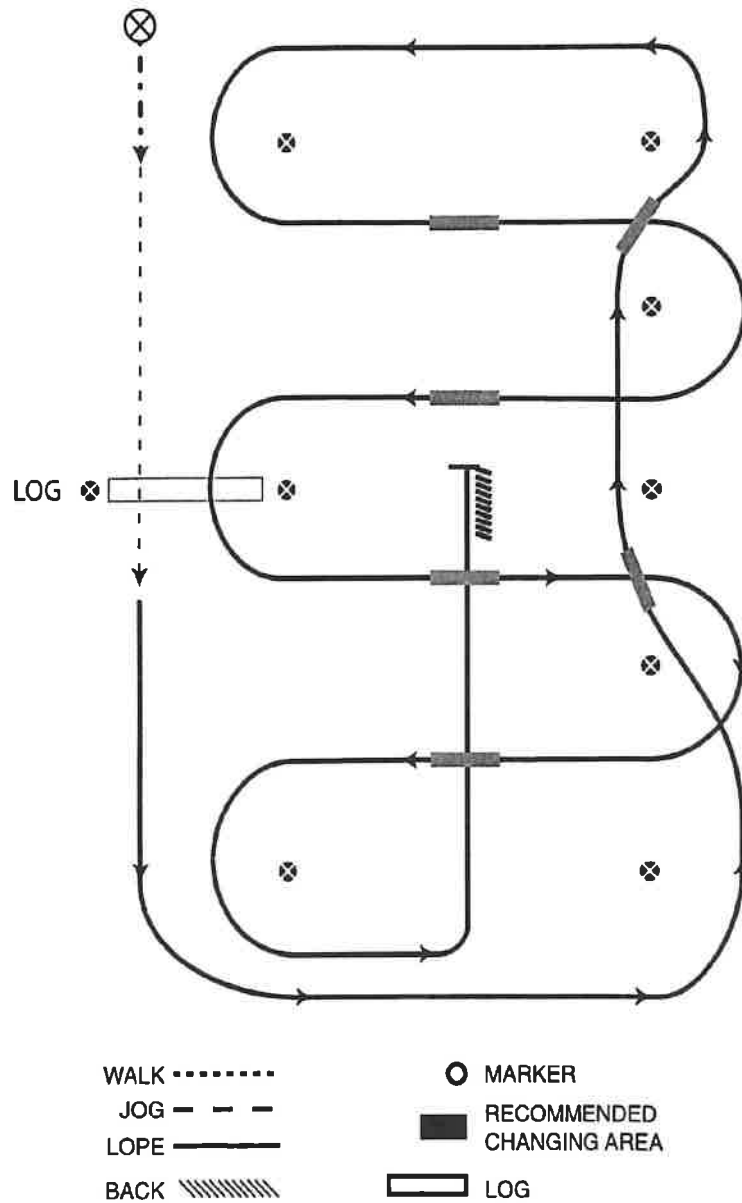
1. Complete four spins to the right.
2. Complete four spins to the left. Hesitate.
3. Beginning on the left lead, complete three circles to the left: the first two circles large and fast; the third circle small and slow. Change leads at the center of the arena.
4. Complete three circles to the right: the first two circles large and fast; the third circle small and slow. Change leads at the center of the arena.
5. Begin a large fast circle to the left but do not close this circle. Run up the right side of the arena past the center marker and do a right rollback at least 20 feet (6.09 m) from the wall or fence - no hesitation.
6. Continue back around previous circle but do not close this circle. Run up the left side of the arena past the center marker and do a left rollback at least 20 feet (6.09 m) from the wall or fence - no hesitation.
7. Continue back around previous circle but do not close this circle. Run up the right side of the arena past the center marker and do a sliding stop at least 20 feet (6.09 m) from the wall or fence. Back up at least 10 feet (3.05 m). Hesitate to demonstrate the completion of the pattern.

Exhibitor may be requested to dismount and drop bridle to the designated judge.



WESTERN RIDING PATTERN 4

1. Walk, transition to jog, jog over log
2. Transition to right
3. First line change
4. Second line change
5. Third line change
6. Fourth line change
7. First crossing change
8. Second crossing change
9. Third crossing change
10. Lope over log
11. Lope, stop & back



GREEN WESTERN RIDING PATTERN 1

1. Walk at least 15' & jog over log
2. Transition to left lead & lope around end
3. First line change
4. Second line change lope around the end of arena
5. First crossing change
6. Second crossing change
7. Lope over log
8. Third crossing change
9. Fourth crossing change
10. Lope up the center, stop & back